

inspectabridge™

HPT38



The HPT38 has an extended platform length of 38ft. and provides 1,600 sq. ft. of under-bridge area from fixed point on the bridge deck.

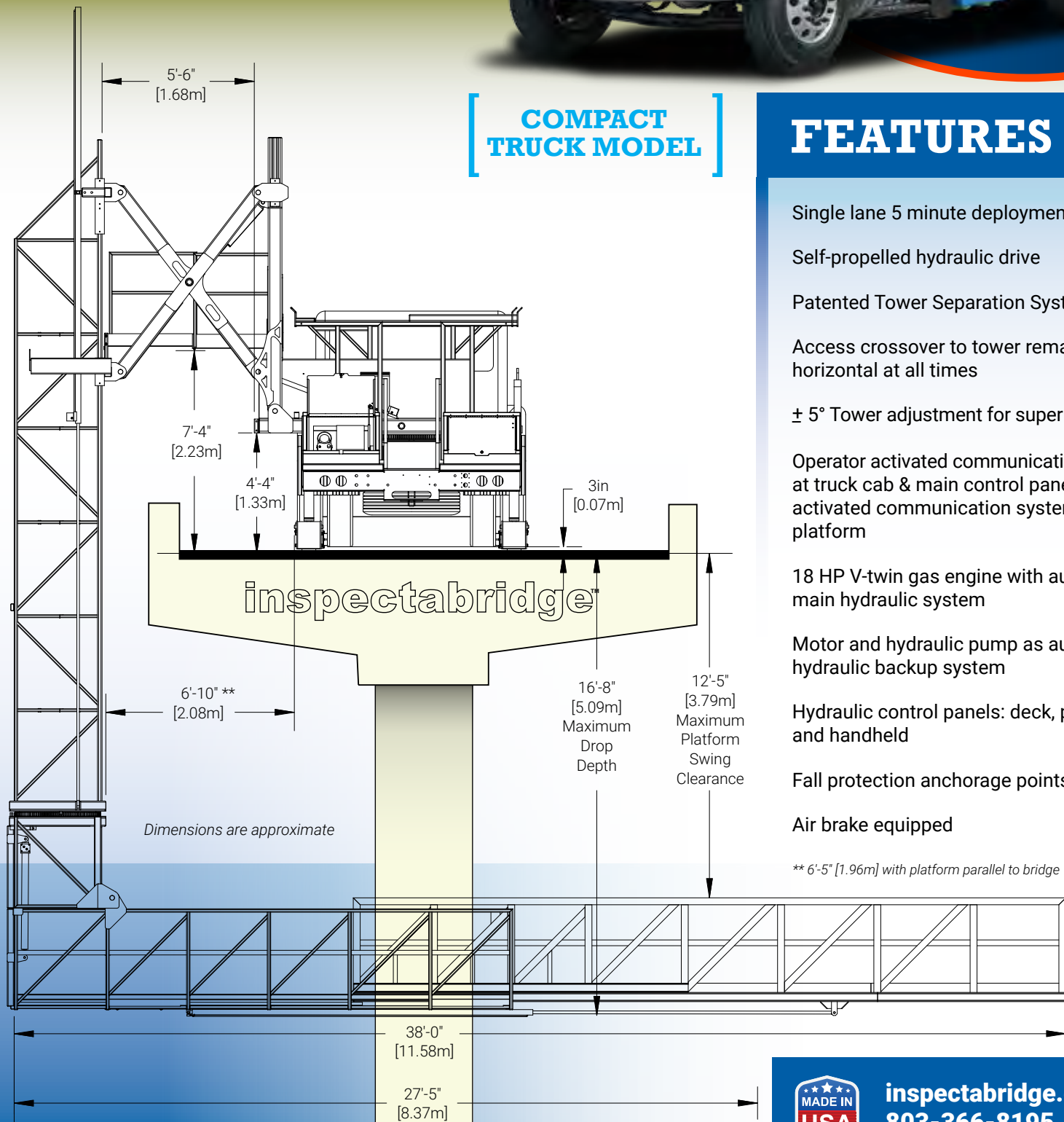


COMPACT TRUCK MODEL

FEATURES

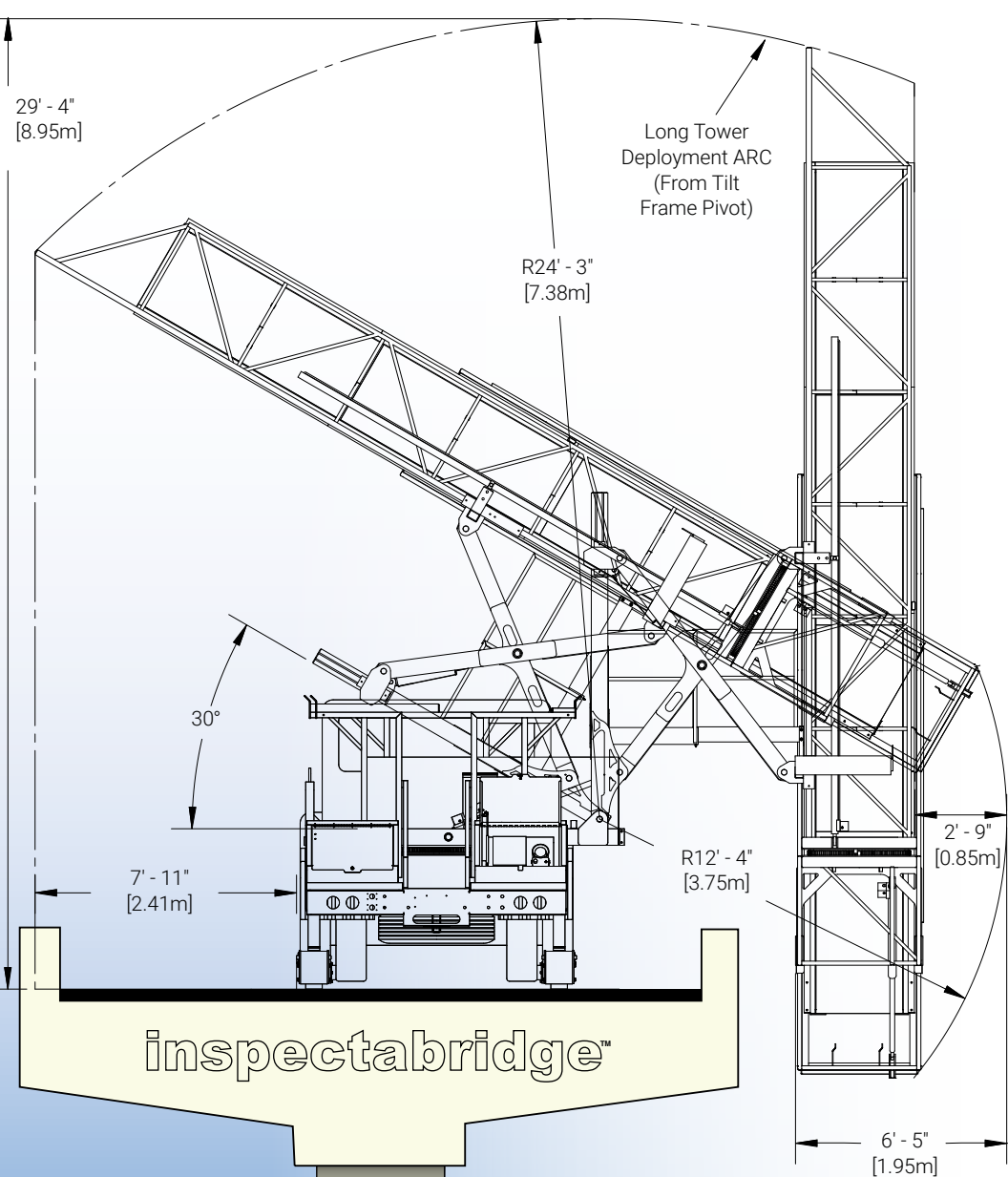
- Single lane 5 minute deployment
- Self-propelled hydraulic drive
- Patented Tower Separation System
- Access crossover to tower remains horizontal at all times
- ± 5° Tower adjustment for super elevation
- Operator activated communication system at truck cab & main control panel; voice activated communication system at the platform
- 18 HP V-twin gas engine with auto idle as main hydraulic system
- Motor and hydraulic pump as auxiliary hydraulic backup system
- Hydraulic control panels: deck, platform and handheld
- Fall protection anchorage points
- Air brake equipped

** 6'-5" [1.96m] with platform parallel to bridge



inspectabridge.com
803-366-8195

inspectabridge™
HPT 38



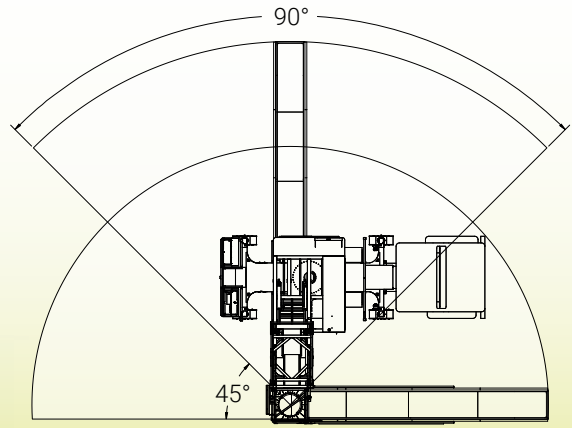
Dimensions are approximate

SPECS

	US	METRIC
Platform Length	38ft	11.58m
Platform Width - I.D. Alum.	2ft - 7in	.79m
Platform Width - I.D. Steel	3ft - 1in	.94m
Crossover Height Clearance	7ft - 4in	2.23m
Maximum Lowering Depth	16ft - 8in	5.09m
Tower Separation Width	5ft - 6in	1.68m
Total Weight (Approximate)	30,000lbs	13,607kg
Platform Weight Capacity	1,000lbs	454kg
Platform Rotation	180°	
Maximum Grade	5% (3°)	
Maximum Super Elevation	8% (4.5°)	
Standards Compliance	ANSI A92.8	

TRAVEL POSITION SPECIFICATIONS		
Unit Length	31ft - 2in	9.50m
Unit Width	8ft - 6in	2.59m
Unit Height	12ft - 7in	3.84m

180° Platform Rotation



Our Patented Tower Separation System

Enables operators to erect and extend the tower & platform over sidewalks and other barriers without restricting under-bridge operations.



inspectabridge.com
803-366-8195