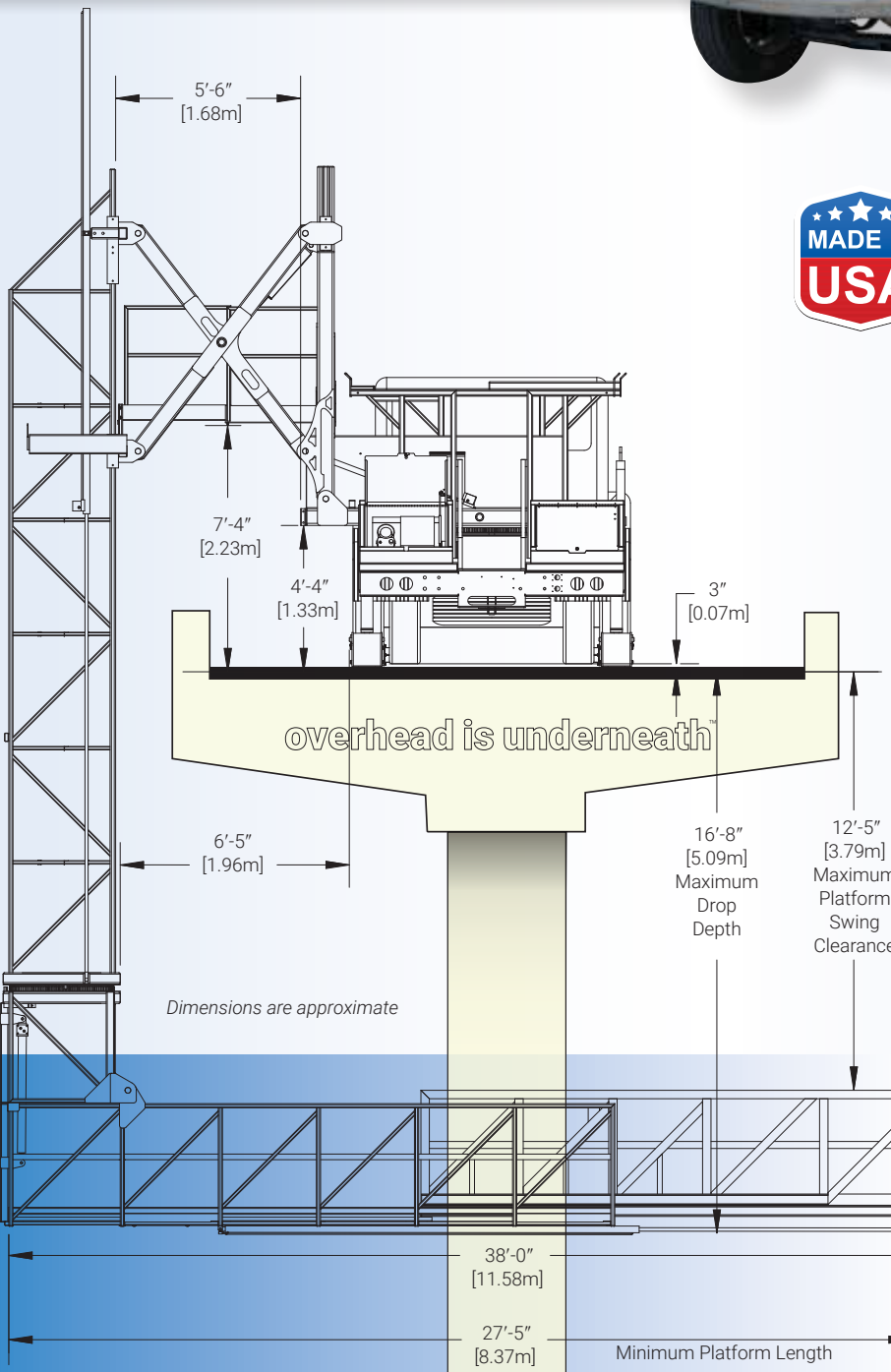


HPT38

The HPT38 has an extended platform length of 38ft. and provides 1,600 sq. ft. of under-bridge area from fixed point on the bridge deck.

**COMPACT
TRUCK MODEL**

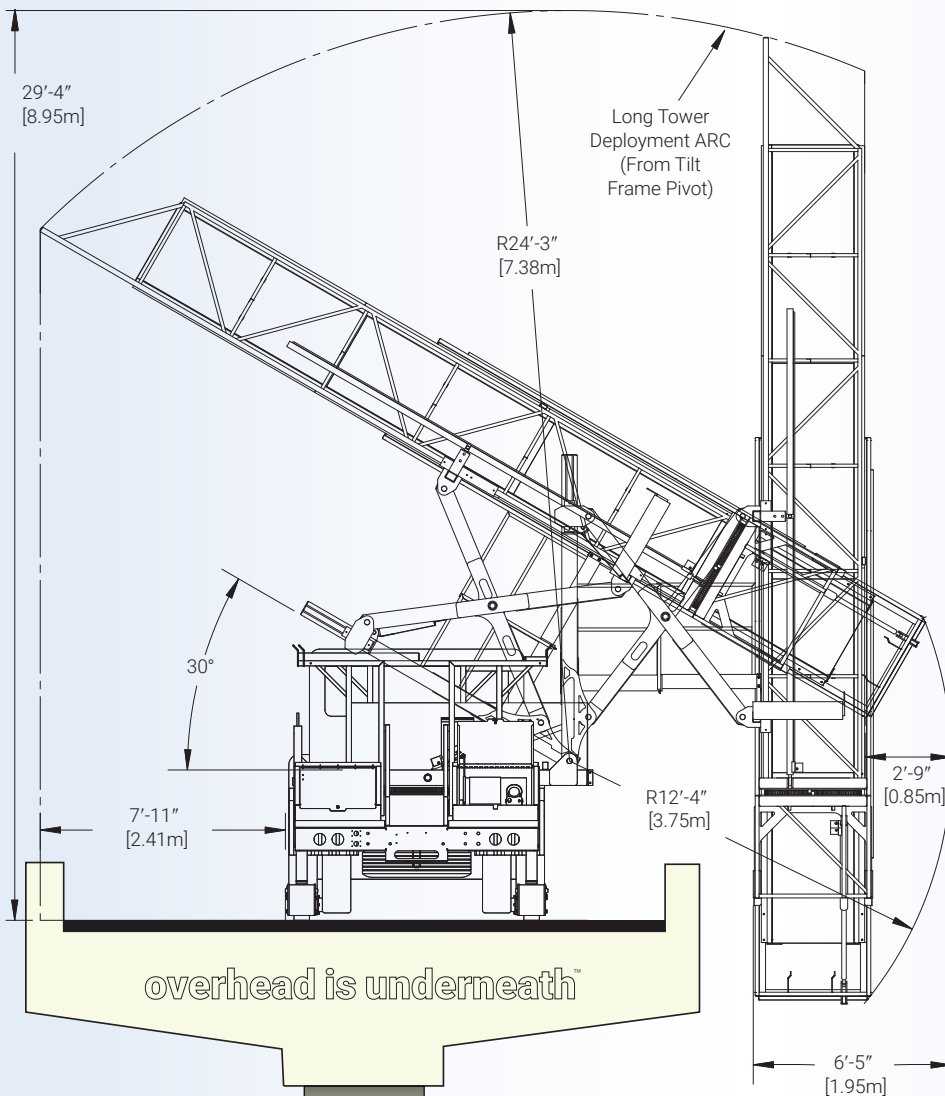


FEATURES

- Single-lane 5-minute deployment
- Self-propelled hydraulic drive
- Patented Tower Separation System
- Access crossover to tower remains horizontal at all times
- ± 5° Tower adjustment for super elevation
- Operator-activated communication system at truck cab and the main control panel; voice-activated communication system at the platform
- 19HP gas engine with auto idle to power the main hydraulic system
- CANbus control system with 7" main panel display
- Level-sensing and load-sensing with visual and audible alarms
- Multiple control locations
- Wireless remote with proportional paddles
- Fall protection anchorage points
- Air brake equipped

when overhead is underneath™

HPT38

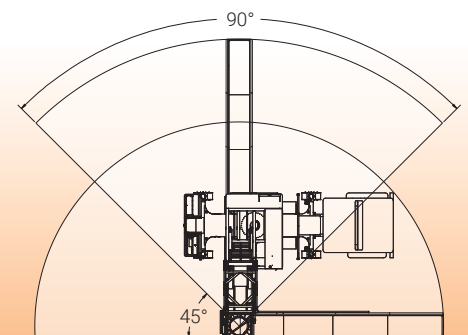


Dimensions are approximate

SPECS

	US	METRIC
Platform Length	38ft	11.58m
Platform Width – I.D. Alum.	2ft-7in	.79m
Platform Width – I.D. Steel	3ft-1in	.94m
Crossover Height Clearance	7ft-4in	2.23m
Maximum Lowering Depth	16ft-8in	5.09m
Tower Separation Width	5ft-6in	1.68m
Total Weight (Approximate)	30,000lbs	13,607kg
Platform Weight Capacity	1,000lbs	454kg
Platform Rotation	180°	
Maximum Grade	2°	
Maximum Super Elevation	5°	
Standards Compliance	ANSI A92.20	
TRAVEL POSITION SPECIFICATIONS		
Unit Length	31ft-2in	9.50m
Unit Width	8ft-6in	2.59m
Unit Height	12ft-7in	3.84m

180° PLATFORM ROTATION



OUR PATENTED TOWER SEPARATION SYSTEM

Enables operators to erect and extend the tower and platform over sidewalks and other barriers without restricting under-bridge operations.