

HPT66

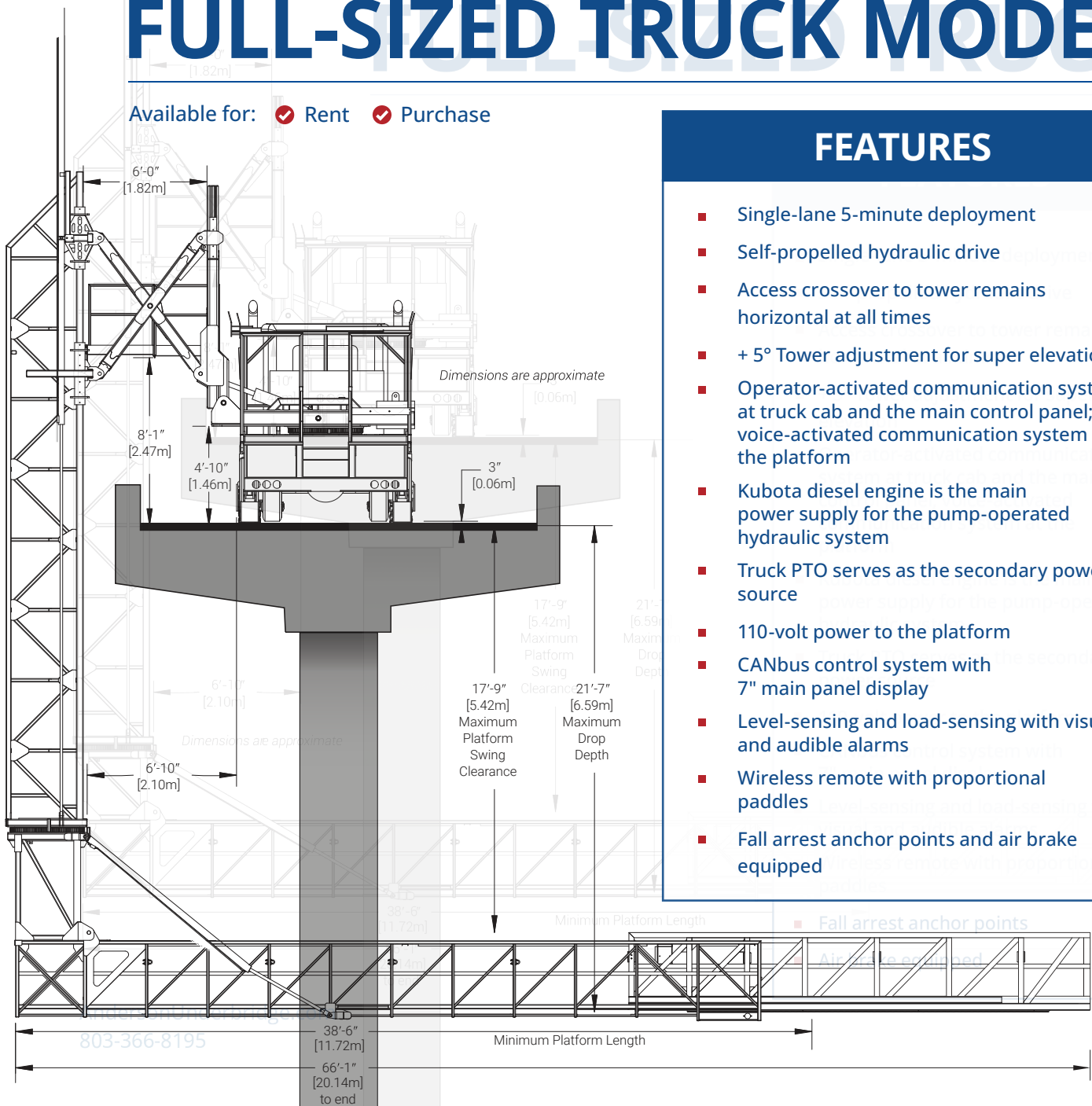
66 FEET OF EXTENDED REACH

The HPT66 has an extended platform length of 66 ft. and provides more than 4,100 sq. ft. of under-bridge area from fixed point on the bridge deck.



FULL-SIZED TRUCK MODEL

Available for: Rent Purchase



FEATURES

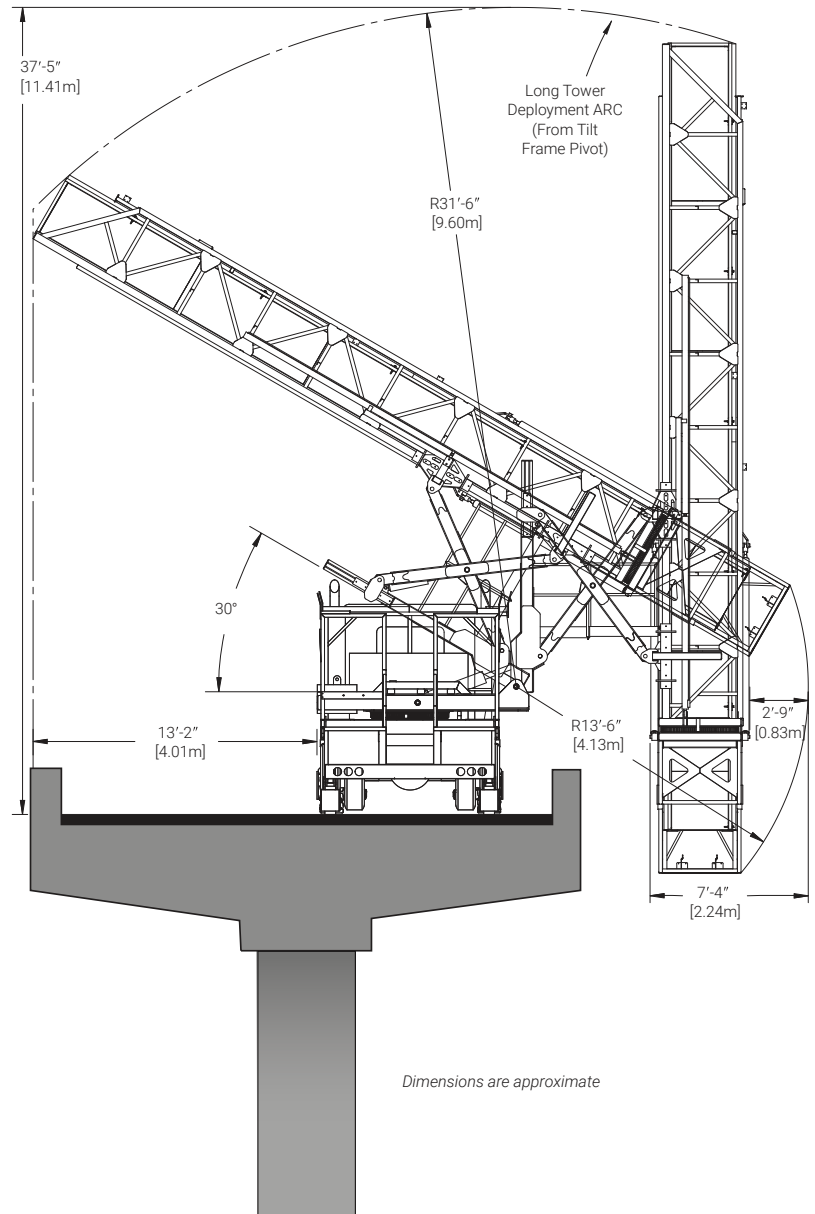
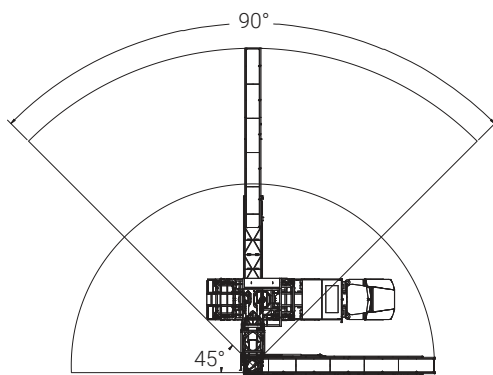
- Single-lane 5-minute deployment
- Self-propelled hydraulic drive
- Access crossover to tower remains horizontal at all times
- + 5° Tower adjustment for super elevation
- Operator-activated communication system at truck cab and the main control panel; voice-activated communication system at the platform
- Kubota diesel engine is the main power supply for the pump-operated hydraulic system
- Truck PTO serves as the secondary power source
- 110-volt power to the platform
- CANbus control system with 7" main panel display
- Level-sensing and load-sensing with visual and audible alarms
- Wireless remote with proportional paddles
- Fall arrest anchor points and air brake equipped

HPT66

OUR TOWER SEPARATION SYSTEM

Enables operators to erect and extend the tower and platform over sidewalks and other barriers without restricting under-bridge operations.

180° DEGREE PLATFORM ROTATION



Dimensions are approximate

SPECS

■ Platform Length	66ft / 20.12m	■ Transport Width	8.5f / 2.59m
■ InsideSteel Platform Width	37in / 2.59m	■ Transport Height	13ft 6in / 4.11m
■ Lowering Depth	21ft 9in / 6.83m	■ Weight, Gross Vehicle	63,000 lbs / 28,576 kg
■ Platform Capacity	1400 lbs / 635 kg	■ Operating Wind Speed	28 mph / 12.5 m/s
■ Capacity at End of Platform	700 lbs / 318 kg	■ Superelevation Slope	5°
■ Number of Occupants	7	■ Grade Slope	4.5°
■ Operating Hydraulic Pressure	3100 psi / 214 bar	■ ANSI Compliance	A92 20-2018